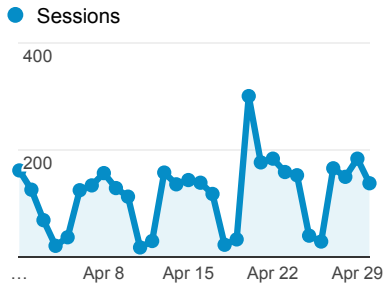


# My Dashboard


Apr 1, 2015 - Apr 30, 2015



## Visits




## Visits



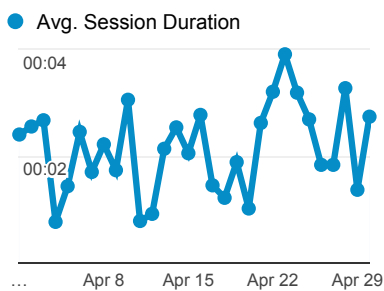
## Pages / Visit



## % New Visits



## Avg. Visit Duration



## Visits and Pages/Visit by Language

| Language  | Sessions | Pages / Session |
|-----------|----------|-----------------|
| en-us     | 3,034    | 2.57            |
| (not set) | 71       | 1.34            |
| ru-ru     | 69       | 1.04            |
| ru        | 67       | 1.34            |
| en-gb     | 33       | 1.88            |
| ko-kr     | 27       | 1.26            |
| zh-cn     | 27       | 2.44            |
| pt-br     | 20       | 1.05            |
| es        | 18       | 4.06            |
| c         | 17       | 1.00            |

## Visits and Avg. Visit Duration by Country/Territory

| Country       | Sessions | Avg. Session Duration |
|---------------|----------|-----------------------|
| United States | 2,817    | 00:02:33              |
| Russia        | 126      | 00:00:11              |
| Canada        | 122      | 00:02:10              |
| India         | 80       | 00:02:13              |
| South Korea   | 38       | 00:00:44              |
| China         | 32       | 00:01:54              |
| Brazil        | 26       | 00:00:00              |
| Mexico        | 20       | 00:02:30              |
| Taiwan        | 19       | 00:01:19              |
| Germany       | 15       | 00:00:31              |

## Visits and Pageviews by Mobile

| Mobile (Including Tablet) | Sessions | Pageviews |
|---------------------------|----------|-----------|
| No                        | 3,038    | 7,461     |
| Yes                       | 485      | 1,173     |

## Visits by Traffic Type

organic direct referral

